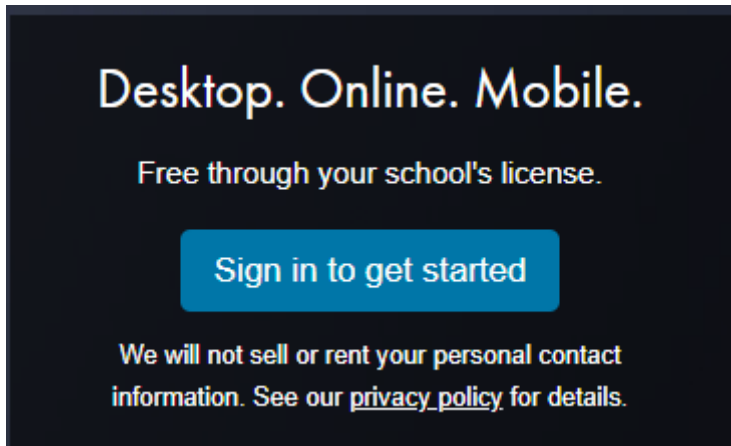


# Installation guide for Matlab

Surf to:

<https://se.mathworks.com/academia/tah-portal/university-west-31428840.html>

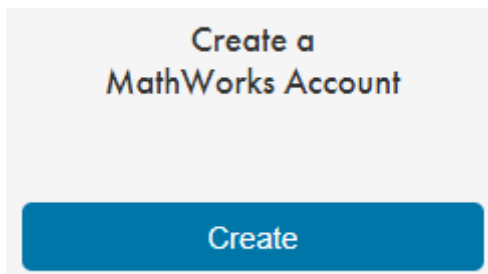
Click "Sign in to get started".



Log in with your username without @student.hv.se or @hv.se.

It is the same password as usual.

Create a MathWorks account.

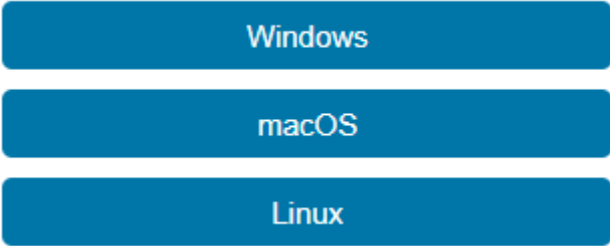


You have to choose something on every step except "User ID (Optional)", let "User ID (Optional)" stay empty.

When your're in, click



Choose your operating system and download.



Start the downloaded file.

When the setup has started, choose:

**Select installation method**

**Log in with a MathWorks Account**  
Requires an Internet connection

Log in with the account you created. Please note! You log in with the e-mailaddress!

**Log in to your MathWorks Account**

Email address:

Password:

[Forgot your password?](#)

Choose Install.

**Choose to install or download products**

**Install**  
Install on this computer. Products will be downloaded if necessary.

There should be only one license:

**Select a license:**

License	Label	Option
40827100	Individual	Academic - Total Headcount

Continue and install.